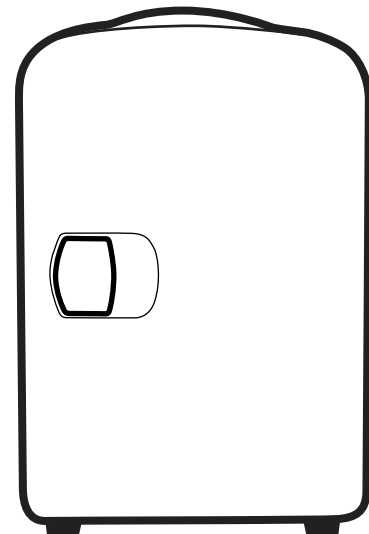


PERSONAL CHILLER

Mini Space Cooler/Warmer



K4 Series

USER GUIDE

Model K4105MTBK • K4106MTPK

PERSONAL CHILLER

Mini Space Cooler/Warmer



Introduction

Let's Get Personal. It's okay to indulge in a little luxury. The Personal Chiller Mini Space Cooler/Warmer is your must-have multi-purpose mini fridge to keep beverages, snacks, and skincare products perfectly chilled and conveniently located close to where you want them. The small, lightweight design can be located in any small space in your home or office, or vehicle.

A removable interior shelf adjusts to your preference of chilled items of varying sizes, with room to fit up to (6) 12 oz cans of your favorite beverages, or a mix of mini or tall can drinks, and more. With the flip of a switch, the Personal Chiller Mini Space Cooler/Warmer can be used for moist cloths and therapy wraps, or baby bottles for night-time feedings. Use it at home, or take it with you for travel, with both AC/DC power cords included.

READ ALL INSTRUCTIONS BEFORE USE

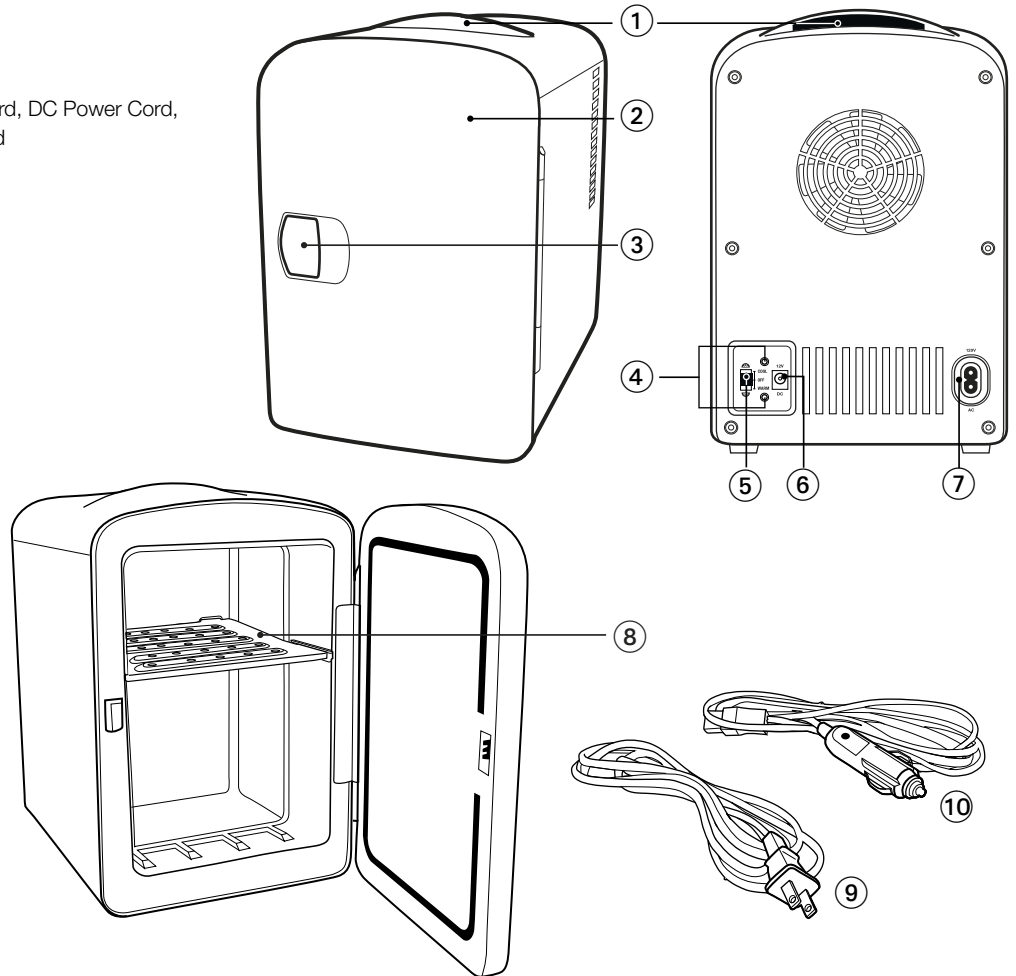
For your safety and continued enjoyment of this product, please read the instruction manual before using.

What's Inside

Personal Chiller Mini Fridge, AC Power Cord, DC Power Cord, Instruction Manual, Customer Review Card

Location of Controls

- ① Integrated handle
- ② Matte Finish Door
- ③ Door Handle
- ④ Red & Green Indicator Lights
- ⑤ COOL / OFF / WARM switch
- ⑥ DC Plug In
- ⑦ AC Plug In
- ⑧ Removable Shelf
- ⑨ AC Power cable
- ⑩ DC Power cable



Operating Instructions



IMPORTANT: Before plugging in the unit, make sure the switch on the back of the unit is in the OFF position.

Unit Placement

Locate unit a minimum of 3”(7.6cm) from wall or structure to allow proper ventilation to the back and top of the unit.

Plugging in your Unit



FOR HOME USE: Insert the AC power cord provided by first inserting the AC power cord into the AC-in port, and then plugging into AC wall outlet. NOTE: This unit only works on 120V (in compliance with North American standards).



FOR MOBILE USE: insert the DC power cord into the DC-in port. In a car, RV, or boat, make sure the motor is on before plugging the DC power cord into the 12V cigarette lighter/DC outlet. Do not use DC power when motor is turned off.

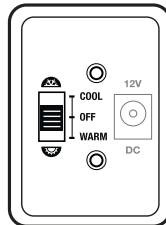
Turning on your Unit



FOR COOLING: Flip the power switch from OFF to COOL setting. A green light will indicate the unit is in cooling mode.



FOR WARMING: Flip the power switch from OFF to WARM setting. A red light will indicate the unit is in warming mode.



Configuring the Interior of Your Unit

- The removable shelf can be placed in one position to best accommodate your items. Gently push the shelf up and slide it out to remove position.
- The maximum number of standard 12 fl. oz/355 ml beverage cans easily fit 6 laying down. Compact size also accommodates mini drinks, pet food cans, and baby bottles.

Optimizing your Unit

- **FOR HOME USE:** Locate unit inside your home in a room best suited for your Personal Chiller. Store pre-chilled beverages, non-perishable foods and preservative-free products when possible. Items at room temperature will take 2-3 hours to achieve maximum temperature in the COOL setting.
- **FOR MOBILE USE:** Pre-chill or warm beverages and food items for short or long travel. **ONLY USE WHEN THE VEHICLE MOTOR IS ON; TURN OFF WHEN MOTOR IS OFF.**
- When **switching from one location to another**, turn unit switch to the OFF position, and wait 30 minutes before flipping the switch.
- With proper use, this thermoelectric cooler/warmer is well insulated and will **maintain the temperature of its contents** for many hours.
- **FOR CLEANING:** Use a non-abrasive cloth and window cleaner to keep mirrored surface smudge-free and interior clean. Absorb any condensation inside with a sponge or paper towel.

NOTE: Do not immerse unit, or power cords, in water or any liquid. Removable shelf is not dishwasher safe.

Maintains Temperature

Cold stays COLD, Warm stays WARM

**COOL
Setting**

43° F (6° C)

Chills to 32° F* (18° C) below ambient room temperature. 43° F (6° C) based on 75° F (24° C) room temperature

NOTE: Insulated interior keeps items at already achieved temperature for a period of time even when unplugged. Not recommended for prolonged storage of perishable items when ambient temperature exceeds 75° F (24° C).

**An average of 43° F (6° C) is based on 75° F (24° C) indoor room temperature.*



**WARM
Setting**

131° F (55° C)

Keeps warm at 131° F (55° C) on single temperature setting. The warm feature is not adjustable and is not intended to "heat up" contents.

About This Product

The Personal Chiller Mini Fridge uses thermoelectric technology, a semi-conductor based system that provides temperature stability and offers an alternative to traditional refrigeration. This technology is eco-friendly and energy-efficient— it does not use hazardous gases like freon or Chlorofluorocarbons (CFCs).

The temperature range of this product is calibrated to maintain 32° F (18° C) BELOW ambient room temperature in the COOL SETTING, and a set temperature of 131° F (55° C) in the WARM SETTING. This technology permits reversible temperatures with the flip of a switch on the back of the unit.

The primary use of this product will likely be in the COOL SETTING, and it is important to understand there is no thermostat and the maximum chill temperature will not reach below 43° F (6° C). It is the ideal temperature for beauty products and beverages, but not recommended for perishable foods or prolonged storage of dairy products. The Personal Chiller can be used to temporarily store breast milk and infant formula, insulin, and other medications, providing the convenience of not having to make a trip to the kitchen refrigerator in the middle of the night or early morning.

NOTE: Ambient temperature refers to the temperature of the surrounding air. For example, if the unit is used with the setting on COOL, and the air surrounding the unit is 75° F (24° C), then the unit will keep the contents chilled to a range of 43°-48° F (6°-8° C).

Good to Know

The interior of The Personal Chiller is insulated and will keep items chilled for a period of time when unplugged. Use the integrated handle to transport and plug into a vehicle or boat 12V cigarette lighter for commute or portable use. Both AC and DC power cords are included and interchangeable.

- For in-home use, position unit a minimum of 3" (7.6 cm) from wall outlet.
- Allow 30 minutes if switching between COOL and WARM settings.
- For mobile use using the 12V plug outlet only operate while motor is running to avoid draining the battery.
- Not recommended for prolonged storage of perishable items when ambient temperature exceeds 75°F (*24°C).
- Allow 1-2 hours to achieve coldest temperature based on ambient room temperature.
- Some condensation is normal, wipe interior with a cloth to prevent excessive moisture collection.
- Best for pre-chilled beverages, snacks and beauty products to MAINTAIN temperature.
- The WARM Setting is not adjustable and is not intended to "heat up" contents.
- Consult label of medications, vitamins and probiotics for proper temperature storage.
- Use of extension cords is not recommended with this product.

Child Entrapment Warning: DANGER or WARNING: Risk of child entrapment. Before you throw away your old mini beverage refrigerator, take off the door(s). The appliance is not intended for use by young children or infirm persons without supervision. Young children should be supervised to ensure that they do not play with the appliance.

SAFETY INSTRUCTIONS

When using electrical appliances, these basic safety precautions should always be followed:

1. Read All Instructions.
2. To protect against electrical shock, do not immerse cord or plugs in water or other liquids.
3. This unit only works on 120V AC (North American Standard) or 12V DC.
4. Unplug the unit from outlet when not in use and before cleaning. Allow to cool prior to cleaning the product.
5. Do not operate any appliance with a damaged cord or plug or after any malfunction or damage to the unit.
6. Do not let the cord hang over edge of table or counter, or on a hot surface.
7. Do not place on or near a hot gas or electric burner, or in a heated oven.
8. Always attach plug to the unit first, then plug cord into the wall outlet or DC unit. To disconnect, turn unit to the OFF position, then remove plug from the outlet.
9. When plugging in the unit, make sure the power cord is inserted tightly into the outlet. A loose socket can cause damage or fire.
10. Do not use appliance for any use other than intended use.
11. When alternating between WARM and COOL settings, turn the switch to the OFF position first, wait two 2 minutes, then turn the switch to the desired setting.
12. When using in a car, disconnect the plug from the cigarette lighter when not in use or the car is not running.
13. Allow adequate ventilation on all sides of the unit when in operation. Keep the fan free from any obstruction.
14. This appliance is not intended for use by persons (including children) with reduced physical, sensory or mental capabilities, or lack of experience and knowledge, unless they have been given supervision or instruction concerning use of the appliance by a person responsible for their safety.
15. Children should be supervised to ensure that they do not play with the appliance.
16. Do not store explosive substances such as aerosol cans with a flammable propellant in this appliance.
17. If any of the SUPPLIED CORDS are damaged, they must be replaced by the manufacturer, its service agent or similarly qualified person in order to avoid a hazard.
18. Save these instructions.

TERMS AND CONDITIONS

Limited End User Warranty

Kell Electronic USA, Inc., (the "Company") warrants that their products (the "Product") are free of defects in material and workmanship for a period of 90 days (the "Warranty Period") from the date of purchase by end user. In the event that the Product qualifies for coverage under this warranty, the Company at its option and at no charge may either repair or replace the Product (not including, shipping, handling, delivery or installation) with an identical product or product having similar features and functionality as determined by the Company. The Company does not warrant the installation, maintenance, or service of its Product. The Company is not responsible for ancillary equipment not supplied by the Company, which is attached to or used in connection with the Company's Product, or for the operation of the Product with any ancillary equipment, and all such equipment and operation of such equipment with the Product, is expressly excluded from this limited warranty. Furthermore, the Company shall not be responsible for any damage to the Product resulting from the use or operation of the ancillary equipment not furnished by the Company for use with the Product.

The Company extends this limited warranty only to the original end-user. This limited warranty and the remedies hereunder are limited to Products properly used, maintained, stored, installed and used for their intended purpose and use only, in accordance with the Company instructions. This warranty shall not apply to Product installed, operated

or maintained in or under abnormal conditions. This warranty is not applicable to any Product, which is not operated and/or installed in accordance with the Company's specifications and or industry practices and standards. This warranty does not extend to any battery power supply included in/with the Product.

This warranty also does not extend to the purchase of opened, used, repaired, repackaged and/or resealed products, including but not limited to sale of such products on Internet auctions sites and/or sales of such products by surplus or bulk resellers.

Any and all warranties or guarantees shall immediately cease and terminate as to any products or parts thereof which are repaired, replaced, altered, or modified, without the prior express and written permission of the Company.

This warranty sets forth all of the Company's responsibilities for the Product.

THIS WARRANTY IS GIVEN IN LIEU OF ALL OTHER EXPRESS WARRANTIES. IMPLIED WARRANTIES, STATUTORY OR OTHERWISE, INCLUDING BUT NOT LIMITED TO ANY IMPLIED WARRANTIES OF MERCHANTABILITY OR FITNESS FOR A PARTICULAR PURPOSE, ARE LIMITED TO THE DURATION OF THIS LIMITED WARRANTY. IN NO EVENT, INCLUDING WITHOUT LIMITATION, IN CONTRACT, TORT, STRICT LIABILITY OR WARRANTY, SHALL THE COMPANY BE LIABLE TO THE PURCHASER OR TO ANY THIRD PARTY, FOR ANY DAMAGES OR FOR ANY LOSS OF USE, LOSS OF TIME, LOSS OF LIFE, INCONVENIENCE, COMMERCIAL LOSS, LOST PROFITS OR SAVINGS OR INCIDENTAL, CONSEQUENTIAL OR SPECIAL DAMAGES ARISING OUT OF THE USE OR INABILITY TO USE SUCH PRODUCT. TO THE FULL EXTENT THAT SUCH MAY BE DISCLAIMED BY LAW, COMPANY'S SOLE LIABILITY SHALL BE TO REPLACE OR REPAIR THE PRODUCT.

⚠ WARNING: This product can expose you to chemicals including Lead, which is known to the State of California to cause reproductive harm. For more information go to www.P65Warnings.ca.gov



CONFORMS TO UL STD
60335-1 & 60335-2-24
CERTIFIED TO CSA STD.
C22.2 NO. 60335-1 & 60335-2-24



Kell Cares About You!

If you need assistance, please email

CUSTOMER SUPPORT at support@kellelectronic.com

or visit PersonalChiller.com for assistance.



PLEASE RECYCLE

Facilities may not exist in your area.

MADE IN CHINA

Distributed by Kell Electronic USA Inc.

©2020 Kell Electronic USA Inc. All rights reserved.